



Guide – registration for summer holiday activities

Make sure to have the following things ready before you start registering:

- Your Mit-ID
- Your child's CPR number
- Your payment card

Please note, that you may only register your own child for the summer holiday activities.

If you have more children

If you need to register more children, you must first complete the entire registration for child 1 and then register the next child for child 2's activity.

Between 16:00 - 18:00 on the day of registration go to Gladsaxe Municipality's website – www.gladsaxe.dk

Click on the banner for summer holiday activities – "Registration for summer holiday activity".

At 18:00 (6 pm) the system will let you know when you can expect to complete your registration.

You can expect a queue when the registration opens. The system will let you know when you can expect to complete your registration.

It is IMPORTANT that you are by your computer when it is your time, otherwise you will lose your place after 20 minutes of inactivity.



GLAD SOMMER



You then choose the summer holiday activity you want to register your child for – e.g. badminton.

You can easily find the summer holiday activity in several ways:

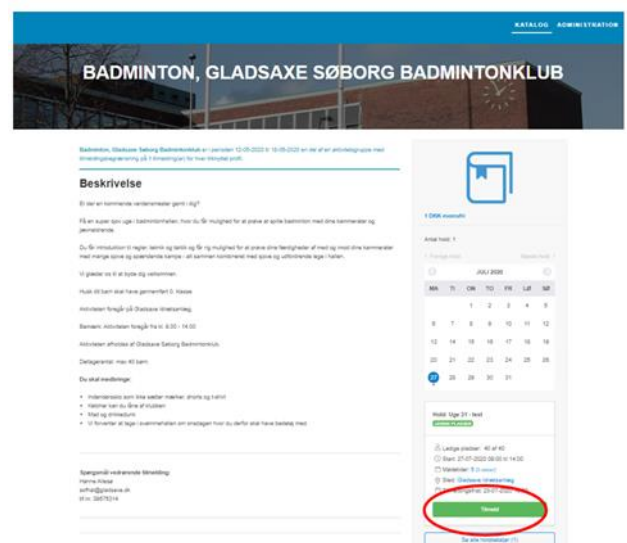
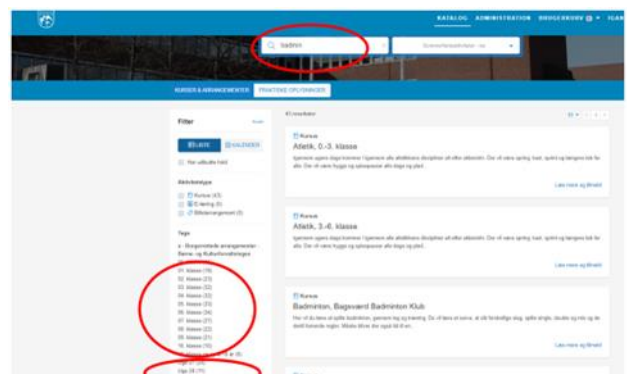
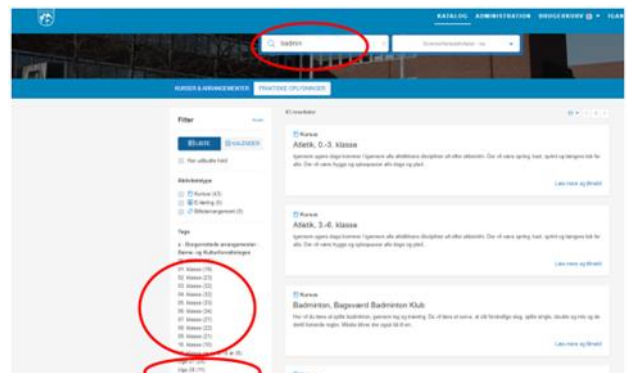
- Either type the word for the activity in the search field (the one with the magnifying glass)
- Or search for the school year group your child is in (before the summer holiday begins)
- Or search for the week in which your child wishes to participate

When you have found the activity in the overview, press **Read more and register**.

Then choose the activity your child wants to participate in and press **Sign up**.


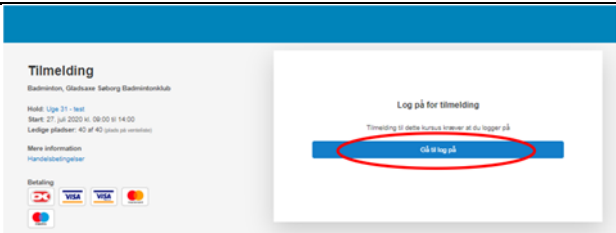
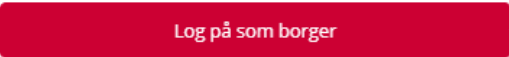
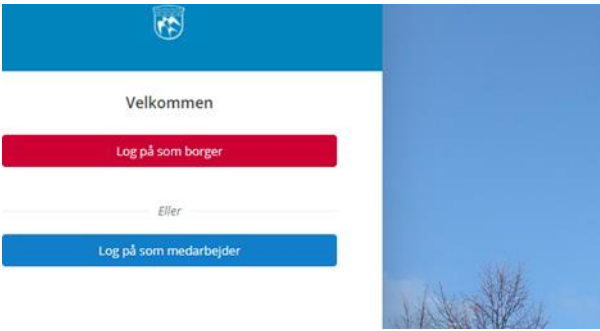
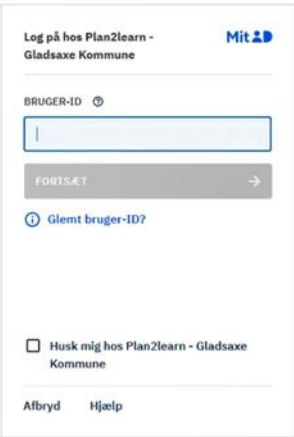


Note that there may be multiple teams and that teams may be occupied/full (if a team is occupied/full, the team will be marked in red).



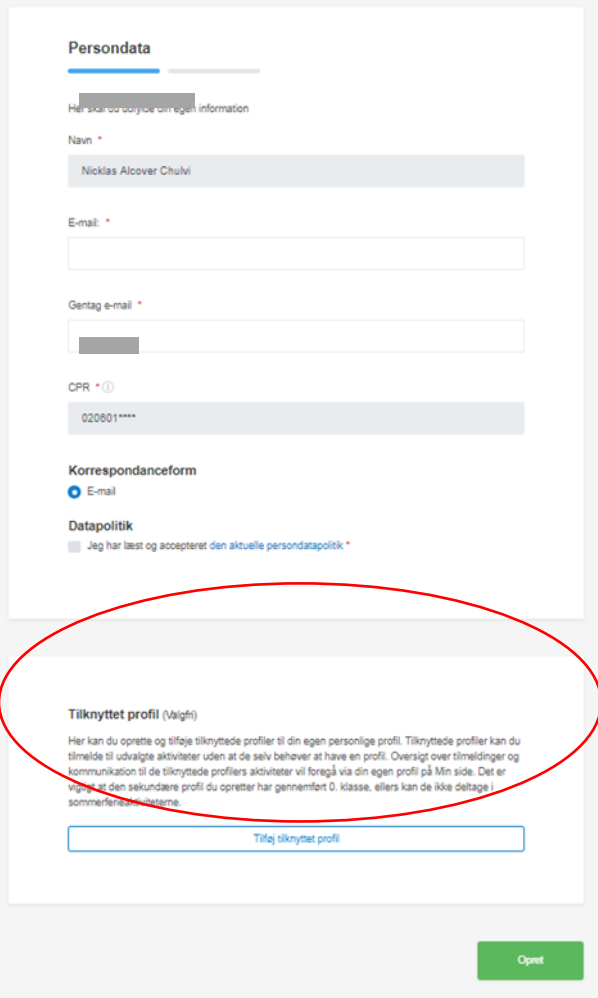
GLAD SOMMER



<p>You will now be prompted to log into the system.</p> <p>Press Go to log in</p> 	
<p>Click on the red banner - Log on as a citizen.</p>  <p>Please note, that if you are employed by Gladsaxe Municipality, click on the blue banner - Log in as an employee.</p>	
<p>To access the system, you will need to use your Mit-ID.</p> <p>Log in with your own user-ID.</p> <p>Log in with Mit-ID as you normally do.</p>	

GLAD SOMMER



<p>First you will need to register yourself:</p> <ul style="list-style-type: none">- Write your full name- Enter your E-mail address (for confirmation e-mail, etc.) <p>Confirm that you have read and accept our current personal data policy.</p> <p>Now add your child by clicking on "Add inked profile".</p> <p>Tilføj tilknyttet profil</p>	
<p>Now complete the information on your child</p> <p>You may only add information on your own children.</p> <p>Once you have registered your child's name, initials and the child's CPR number - press Add</p> <p>Tilføj</p> <p>And then you must press Create</p>	

GLAD SOMMER



Opret

Tilføj tilknyttet profil

Navn *

Initialer *

CPR * ⓘ

Annuller

Tilføj

You and your child are now registered in the system and a confirmation e-mail will be sent to the e-mail address you have provided.

Press **Continue**

Fortsæt

Bekræftelse



Kære
Du er nu oprettet som bruger.
Der er sendt en velkomst e-mail til.

Fortsæt

Tick your child's name.

Press **Next**

Næste →

*If you have more children, you can choose to create the remaining children now by pressing **Create new linked profile***

Tilmelding

Badminton, Gladsaxe Seborg Badmintonklub

Hold: Uge 31 - her
Start: 27. juli 2020 kl. 09:00 til 14:00
Ledige pladser: 42 af 42 (inkl. på venteliste)

Mere information

Handelsbetringelser



Betaling

Antal deltagere

Hvem ønsker du at tilmelde?

Philip

Opret ny tilknyttet profil

Tilbage

Næste →

To ensure that the children's participation in summer holiday activities is as good as possible, we will need some extra information.

You will therefore be asked to state:

- Whether your child has special needs
- Which school your child is attending
- What year group your child belongs to (before the summer holiday begins)

We would also ask permission to publish photographs of your child.

GLAD SOMMER



When you have completed the information, press **Next**

Næste →

Step 2 ud af 5
Deltageroplysninger

Stamoplysninger

Navn *
Luna

Ekstraoplysninger

Vælg skole *
--Vælg--

Vælg klasse/r *
--Vælg--

Bemærkning om allergi, diagnose, sprog eller andet, som foreningen bør vide

Gladssø Kommune må bruge billeder af mit barn til markedsføring af ferieaktiviteter *
--Vælg--

Priser

Pris	Type
130,00 DKK	Standard

Prisen er månedlig

← Tilbage **Næste →**

We now require some information from the adult making the payment.

Fill in the fields marked with a red star.

Næste →

Then press **Next**.

Betalingsinformation

Betaler *
 Privatperson

Betalingsform *
 Onlinebetaling

Faktureringsoplysninger Automatisk udfyld

Adresse *

Adresse/rue 2

Postnr. *

By *

Kontaktformular Automatisk udfyld

Gennem e-mail *

Telefon

← Tilbage **Næste →**

GLAD SOMMER



You may now approve the registration.

Remember to check that all information is correct and that you have registered your child for the right activity.

When you have read and approved **our terms and conditions**, you must press "Go to payment".

Gå til betaling →

Please enter your card details.

When the system detects that your card details are correct, **the Pay** field turns green.

Press **Pay** to complete your child's registration. The registration is only valid when you have paid.

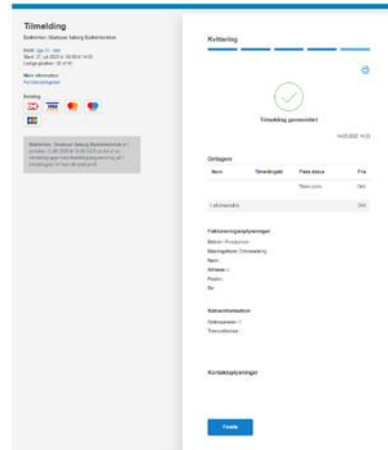
Betal DKK

GLAD SOMMER



When payment is complete, a receipt will appear on the screen.

The receipt will also be sent to the email address you provided when you filled in your information.



If you have more children, you will retain your place in the queue, so it is now that you can register the next child for the activity that the child wants.